

**OP-V6**

**V1.2**

1.	.....	2
2.	.....	2
2.1 LED	.....	2
2.2	.....	3
2.3	.....	4
2.4	.....	5
2.5	.....	5
3.	.....	6
4.	.....	7
5.	.....	8
6.	.....	11
7.	.....	11
8.	.....	11
9.	.....	12
10.	.....	12
11.	.....	13
12.	.....	14
12.1	.....	14
12.2	.....	14
12.3	.....	15
12.4	.....	15
13.	.....	15
14.	.....	16
15.	.....	16

1.



1

2.

OP-V6 128× 64 LCD 5 LED  
1

2.1 LED

5 LED  
1

1 LED



DRV

**2.2**

11

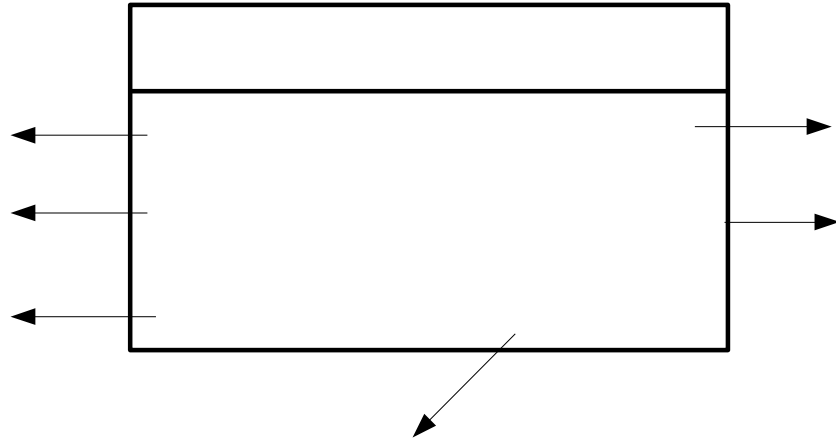
2

2

--	--	--

2.3

2



2

1		1	
	INSP		
	ARD		
	MANU		
	AUTO		
	FIRE		
	STOP		
	USER		
	INSP		
2			
3			
	CLOSE		
	OPEN		
4		2	
	FULL		
	OVER		
	GROUP		
	TWINS		
5			
	ERR	XX	XX

## 2.4

- 1.
- 2.
- 3.
- 4.
- 5.
- 6.
- 7.
- 8.
- 9.
- 10.
- 11.
- 12.

## 2.5

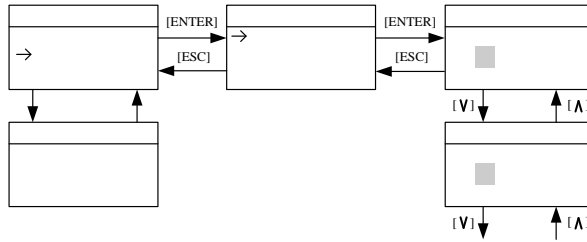
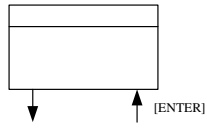
USB1

- 1.
- 2.
- 3.
- 4.

**3m**

3.

3



**4.**



5

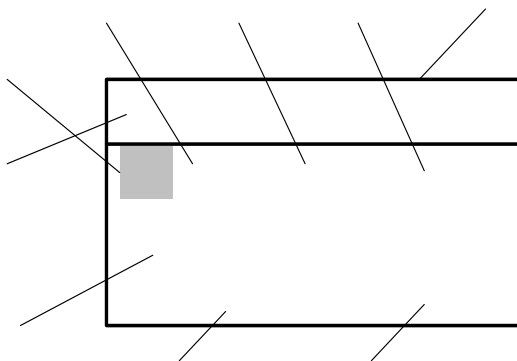
5.

[ENTER] [UP] [DOWN]

[UP] [DOWN]  
[ENTER]

F

6



6

[RIGHT]

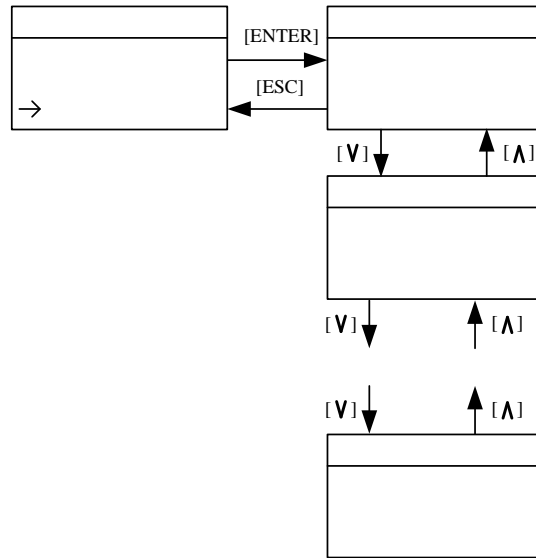
[RES]

7

[UP]

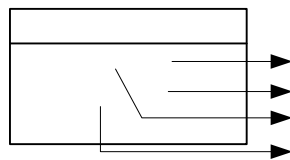
[LEFT]

[DOWN]



9

10



10

OK  
ER

OK  
ET

OK  
ER

OK  
ET/ER

6.

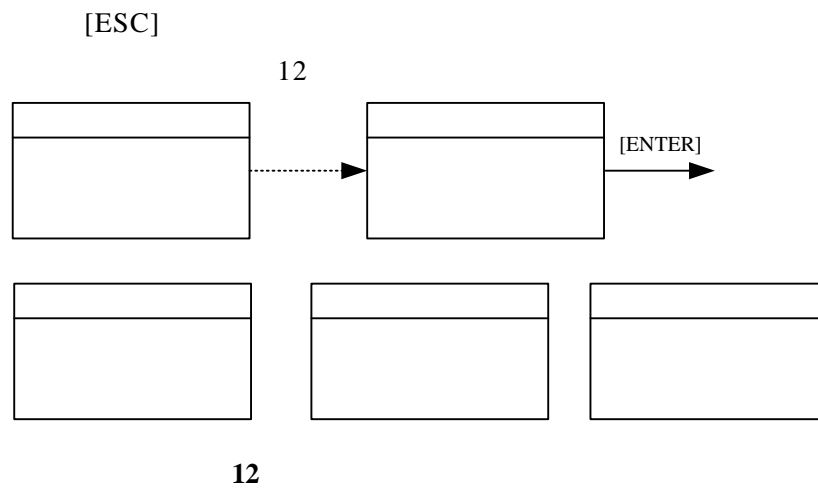
[ENTER] F

11

11

7.

[ENTER]



8.

[UP] [DOWN]

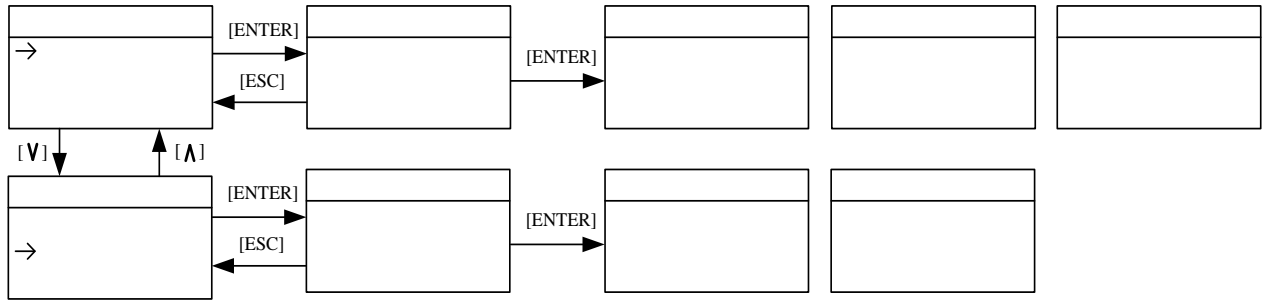
[ENTER]

[ENTER]

**F5 F8**

[ESC]

13

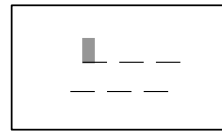
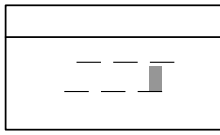


13

9.

[UP] [DOWN]

15



**12.**

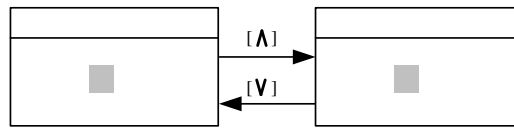
17



**12.1**

17

18

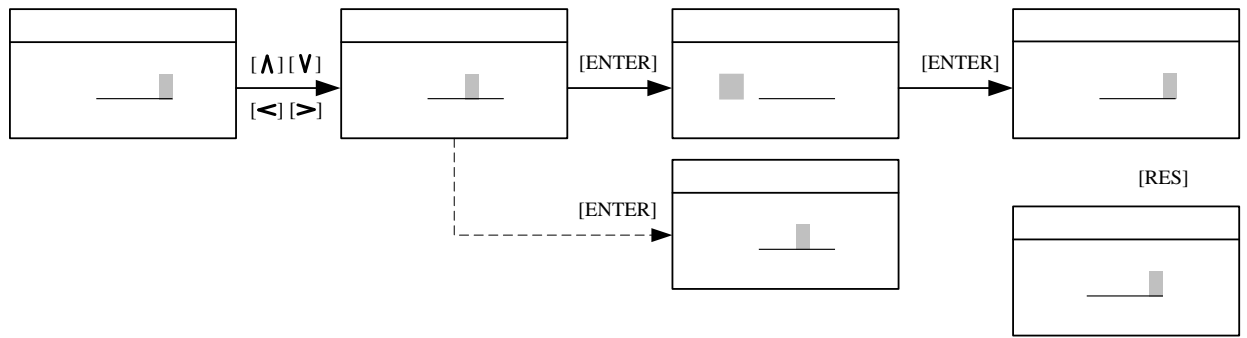


18

[UP] [DOWN]

[ENTER]

19



19

12.3

12.4

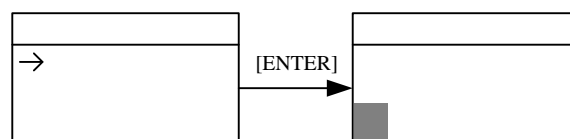
- 1. MENU 1s SHIFT
- 2. RES
- 3. RES 2s SHIFT

13.

[UP] [DOWN]

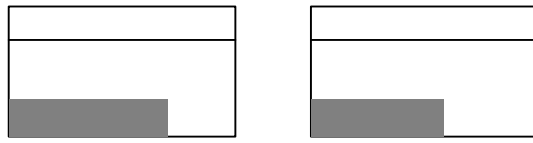
[ENTER]

20



20

21



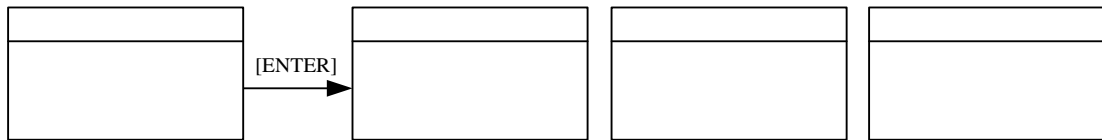
21

[ESC]

14.

[ENTER]

22



22

[ESC]

15.

23 a

4

[UP] [DOWN]

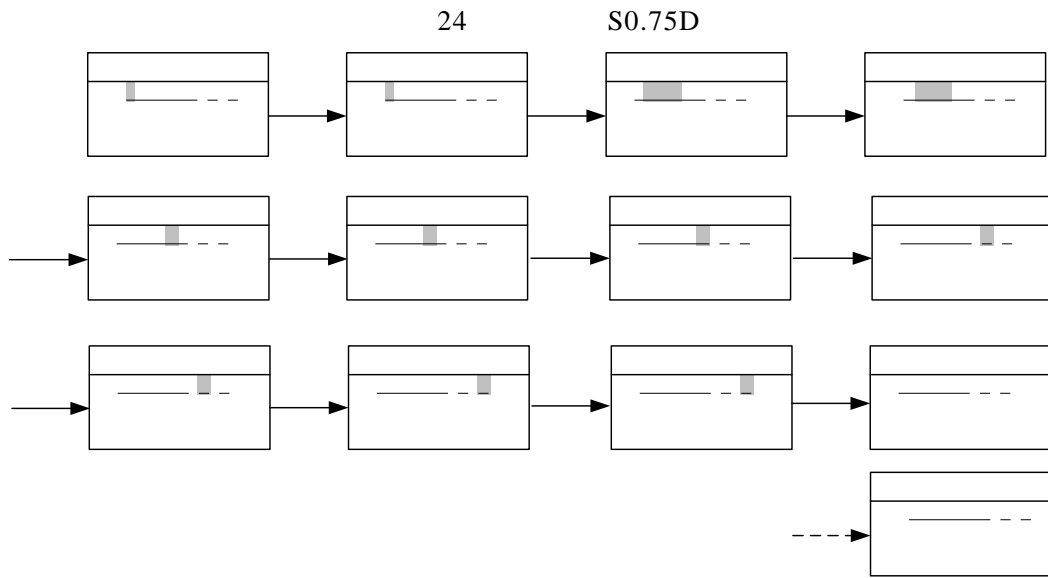
[ENTER]

[ENTER]

4

S1.0D-

[ENTER]



24