

	1
1.1	1
1.2	1
	1
2.1	1
2.2	2
	3
3.1	3
3.2	4
3.3	8
	8
4.1	8
4.1.1	8
4.1.2	9
4.1.3	9
4.2	9
4.2.1	10
4.2.2	10
4.2.3	11
4.3 LED	5X7	11
4.4 LED	16X16	11
	11
5.1	11
5.2	12
5.3	13
5.3.1	13
5.3.2	13
5.3.3	13
5.3.4	17
5.3.5	17
	18
6.1	18
6.2	18
6.3	18
	19

1.1

1. 220V/110V
- 2.

		3	
		4	
		6	
		7	

5)

a)

b)

c)

d)

2.2

1. X_7 ;

2. X_9 X_9 ();

3.

5S Y_0 Y_1


4s

(Y_0 Y_1)


5S

5S

3.1



1 BL2000-FTB-V3



2

3.2

2

J1_1	X0		
J1_2	X1		
J1_3	X2		
J1_4	X3		
J1_5	X4	1	
J1_6	X5		
J1_7	X6		
J1_8	X7		
J1_9	X8 ⁵	/	
J1_10	X9 ¹		
J2_1	X10		
J2_2	X11		X11-X28 ²
J2_3	X12		

J2_5	X14		
J2_6	X15		
J2_7	X16		
J2_8	X17		
J2_9	X18		
J2_10	X19		
J3_1	X20		
J3_2	X21		
J3_3 X22			
J3_4	X23		
J3_5	X24		
J3_6	X25		
J3_7	X26		
J3_8	X27		
J3_9	X28		

J5_2	L1	g	20mA
J5_3	L2	f	
J5_4	L3	e	
J5_5	L4	d	
J5_6	L5	c	
J5_7	L6	b	
J5_8	L7	a	
J5_9	L8		
J5_10	L9		
J6_1	COM7	L0-L9	
J6_2	COM7	L0-L9	
J6_3	Y0	KMC ()	
J6_4	Y1	KDY	
J6_5	Y2	1	
J6_6	Y3	2	
J6_7	COM1	Y0 Y1 Y2 Y3	
J6_8	Y4		
J6_9	Y5		
J6_10	Y6		
J7_1	COM2	Y4 Y5 Y6	
J7_2	Y7 ³	0 ()	
J7_3	Y8 ³	1	
J7_4	COM3	Y7 Y8	
J7_5	Y9		
J7_6	COM4	Y9	
J7_7	Y10		
J7_8	COM5	Y10	
J7_4	Y11 ⁴		
J7_5	COM6	Y11	

1. X9 ()

2. X11~X28 X11 X12 X13(, ,)

3.

	0 (Y7)	(Y8)
		0
		1
		1

$$= * *3.14* / 60*1000*$$

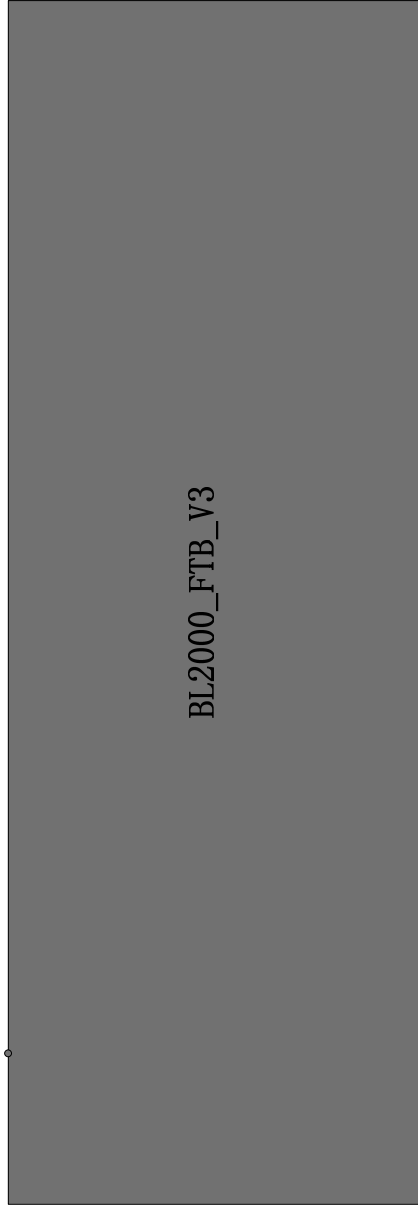
4. Y11

Y11 OFF

Y11 X11-X13 Y11
ON , Y11 X11-X13
Y11 ON,

5. / X8

3.3




4.1.2

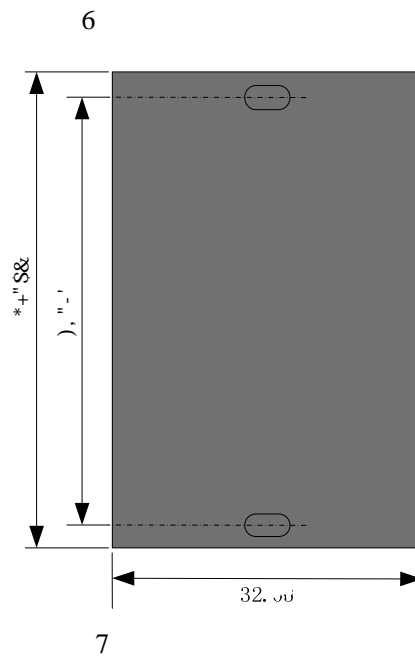
4

COM	X11-X28	
X11-X28	18	2
GND	Y11-Y28	COM
Y11-Y28	18	X11-X28

4.1.3



4.2.1

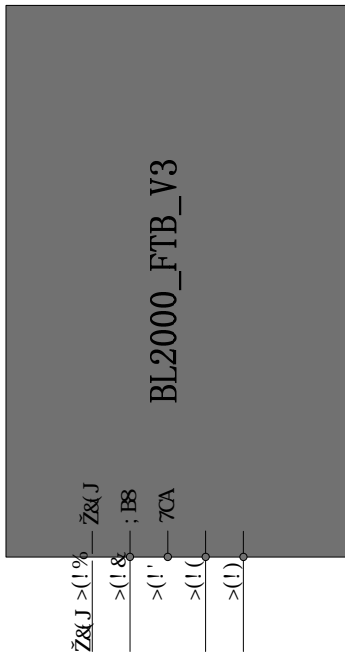



4.2.2

5

J1-1	b c	
J1-2	g	
J1-3	f	
J1-4	e	
J1-5	d	
J1-6	c	
J1-7	b	
J1-8	a	
J2-1		
J2-2		
J2-3	+24V	
J2-4	+24V	

4.2.3





9

1

2

I/O

3

5

6

“J”,

“P”

“_”

A

1-3

B

2

5.2

11

MENU

ENTER

ESC

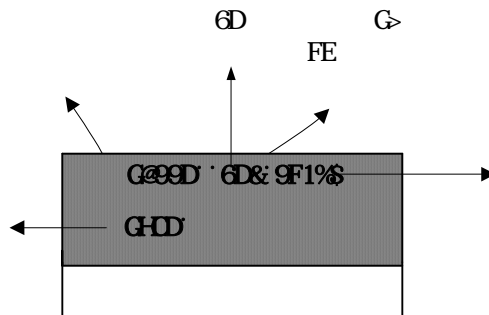
6



[MENU] []	
[]	
[]	
[]	
[ENTER] []	
[ESC] []	

5.3

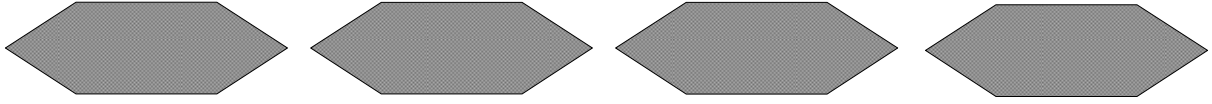
5.3.1




10

INSP

AUTO



|



1



16	3	RQD Time3	5000ms*	0-9999ms	
17		Vice Brake Enable	Yes*		
18	Y11	Y11 Output Type	ON*		

9 [REDACTED]

1		Control Mode	0*	0-5	
	X9	X9 Function Set	1*	0-2	

10 [REDACTED]

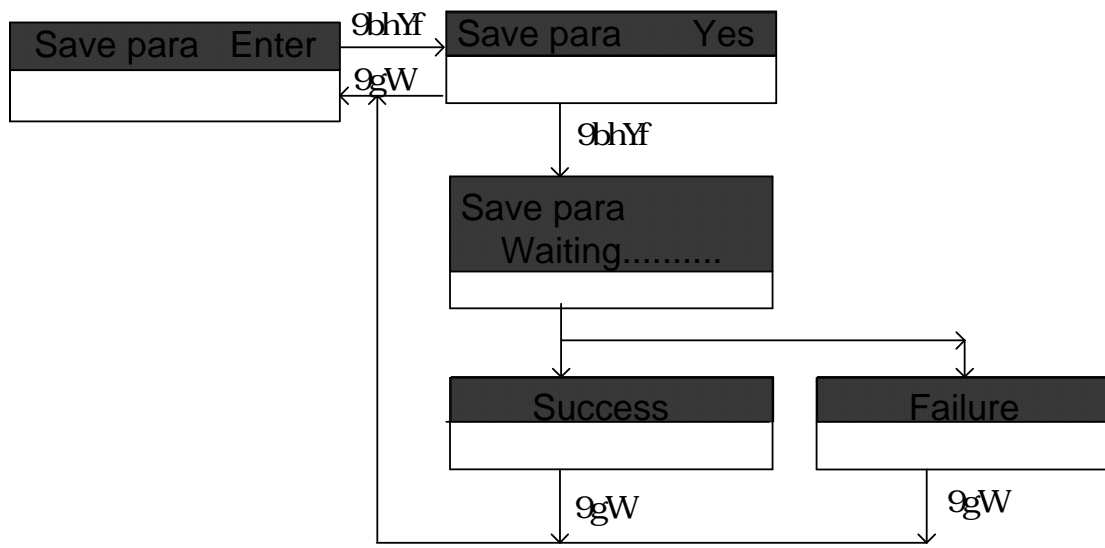
1		Factory para	NO		
2		Read Para			
3		Write Para			
4	Y10	Y10 Function	0*	0-11	
5	Y11	Y11 Function	0*	0-11	

[REDACTED]

1. [REDACTED]

2. [REDACTED]

5.3.4



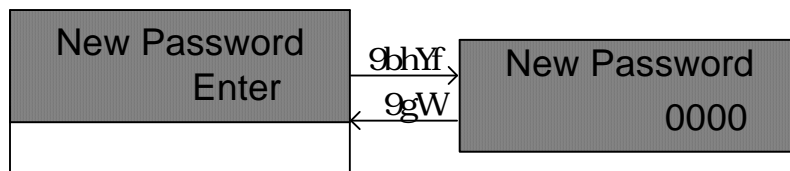
12

Yes

Success



Failure

5.3.5



13

6.1

 危險	
· · · · · · · ·	
 注意	
·	CMOS

6.2

% LED LED
&
'
(

6.3

18

- 1.
- 2.
- 3.
- 4.

01		
02		
03		
04		
05		
06		
07		
08		
09		
10		
11		
12		
13		
14		
15		
16		
17		
18		
19		
20-31		
30		
31		
32		Break Feedback OFF
34		,
35		
36		
37		2
38	X29	SJT_APE_V2

		SJT_APE_V2
40		
41-49		
50		,
51-57		
58		